



Model Number

NRB8-18GH40-E2-V1

Features

- Reduction factor = 1
- Magnetic field resistant
- Stainless steel housing
- Front face FDA conform

Accessories

BF 18

Mounting flange, 18 mm

Technical Data

General specifications

Switching function		Normally open (NO)
Output type		PNP
Rated operating distance	s_n	8 mm
Installation		flush
Output polarity		DC
Assured operating distance	s_a	0 ... 6.48 mm
Reduction factor r_{AI}		1
Reduction factor r_{CU}		1
Reduction factor r_{304}		1
Reduction factor r_{Si37}		1
Output type		3-wire

Nominal ratings

Operating voltage	U_B	10 ... 30 V DC
Switching frequency	f	0 ... 1200 Hz
Hysteresis	H	typ. 5 %
Reverse polarity protection		reverse polarity protected
Short-circuit protection		pulsing
Voltage drop	U_d	≤ 2 V
Rated insulation voltage	U_{BIS}	60 V
Operating current	I_L	0 ... 200 mA
Off-state current	I_r	0 ... 0.5 mA typ. 0.1 μ A at 25 °C
No-load supply current	I_0	≤ 12 mA
Time delay before availability	t_v	≤ 20 ms
Constant magnetic field	B	200 mT
Alternating magnetic field	B	200 mT
Switching state indicator		Multihole-LED, yellow

Functional safety related parameters

MTTF _d	1393 a
Mission Time (T_M)	20 a
Diagnostic Coverage (DC)	0 %

Ambient conditions

Ambient temperature	-25 ... 85 °C (-13 ... 185 °F)
Storage temperature	-40 ... 85 °C (-40 ... 185 °F)

Mechanical specifications

Connection type	Connector M12 x 1, 4-pin
Housing material	stainless steel 1.4404 / AISI 316L
Sensing face	LCP, (conforms with FDA)
Degree of protection	IP67
Mass	36 g

General information

Scope of delivery	Supplied with 2 nuts
-------------------	----------------------

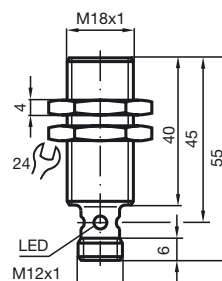
Compliance with standards and directives

Standard conformity	
Standards	EN 60947-5-2:2007 EN 60947-5-2/A1:2012 IEC 60947-5-2:2007 IEC 60947-5-2 AMD 1:2012

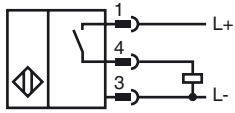
Approvals and certificates

Protection class	II
Rated insulation voltage	U_i 60 V
Rated impulse withstand voltage	U_{imp} 800 V
UL approval	cULus Listed, General Purpose Class 2 power source
CCC approval	CCC approval / marking not required for products rated ≤ 36 V

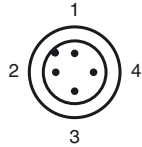
Dimensions



Electrical Connection



Pinout



Wire colors in accordance with EN 60947-5-2

1		BN	(brown)
2		WH	(white)
3		BU	(blue)
4		BK	(black)